

Student Equality Data 2021



Racial Group*



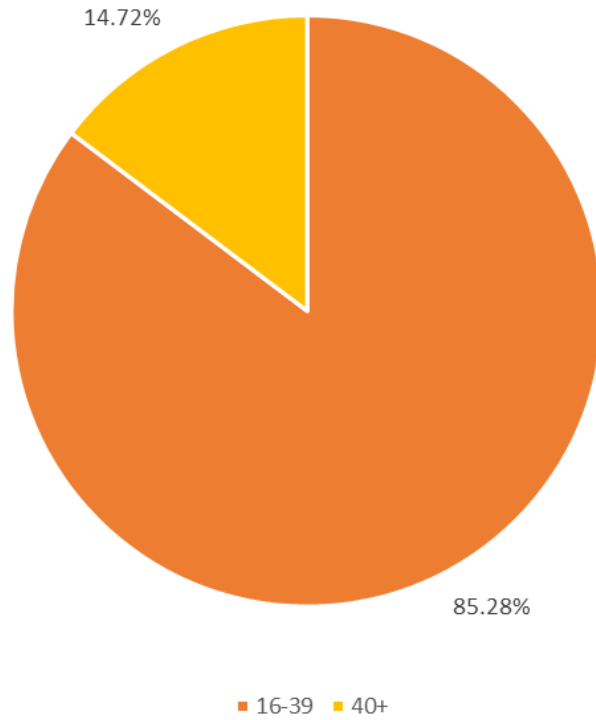
* (excluding "White" and "Not Stated - MIS use only")

Any other Ethnic Group	31
Asian Other	54
Bangladeshi	3
Black African	18
Black Caribbean	6
Black Other	10
Chinese	3
Indian	12
Irish Traveller	16
Mixed Ethnic Other	48
Pakistani	10

**THERE HAS BEEN A
49.6% INCREASE IN
STUDENTS DECLARING
A RACIAL GROUP
OTHER THAN WHITE OR
MIS USE SINCE 2020**

W12 02E 21MCE 3050

Age

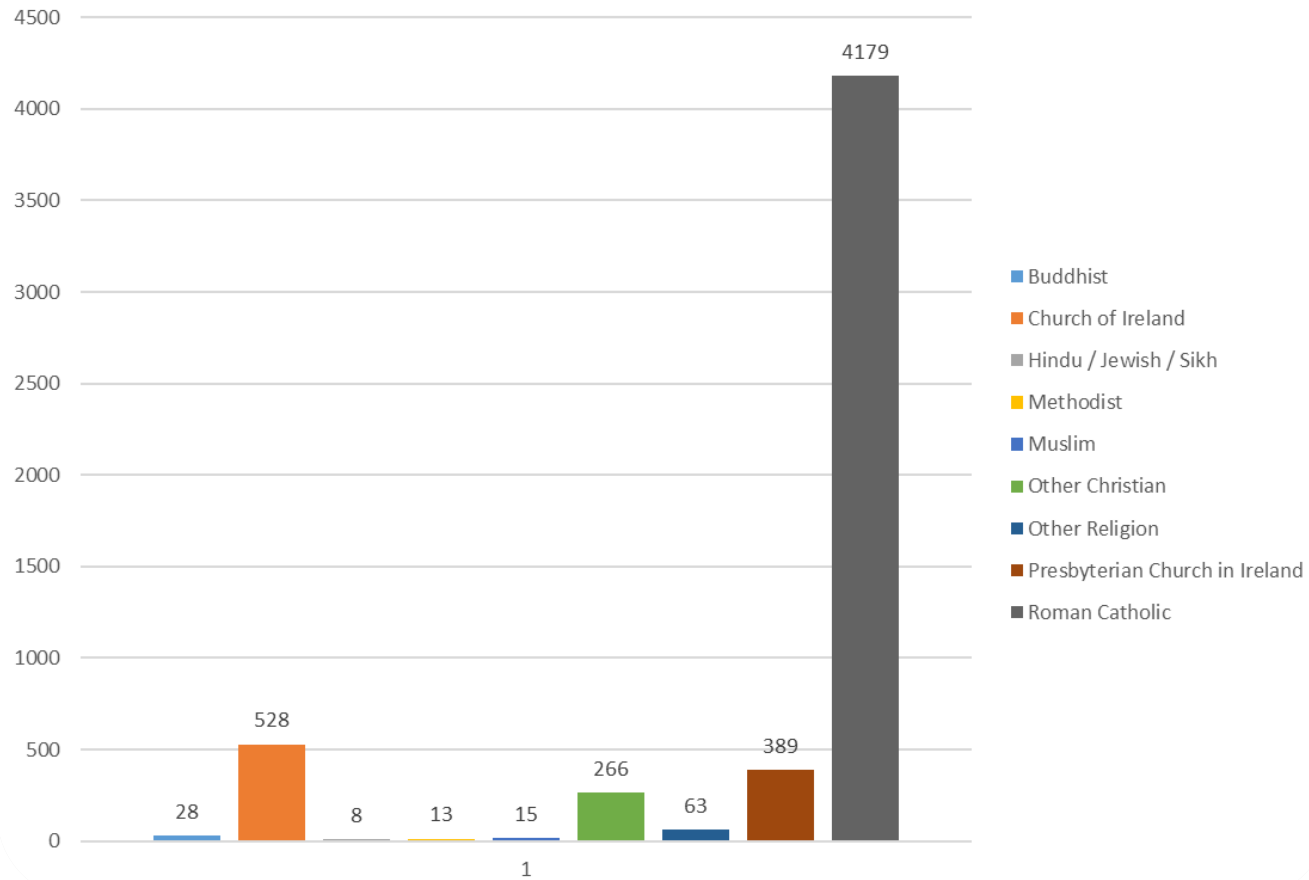


85.28% OF THE STUDENT POPULATION IS REPRESENTED BY THOSE AGED 16 TO 39 YEARS

OF THIS NUMBER ALMOST HALF ARE AGED 16-19 (44.1%)

AGED 16-19 (44.1%)
ALMOST HALF ARE

Religious Belief

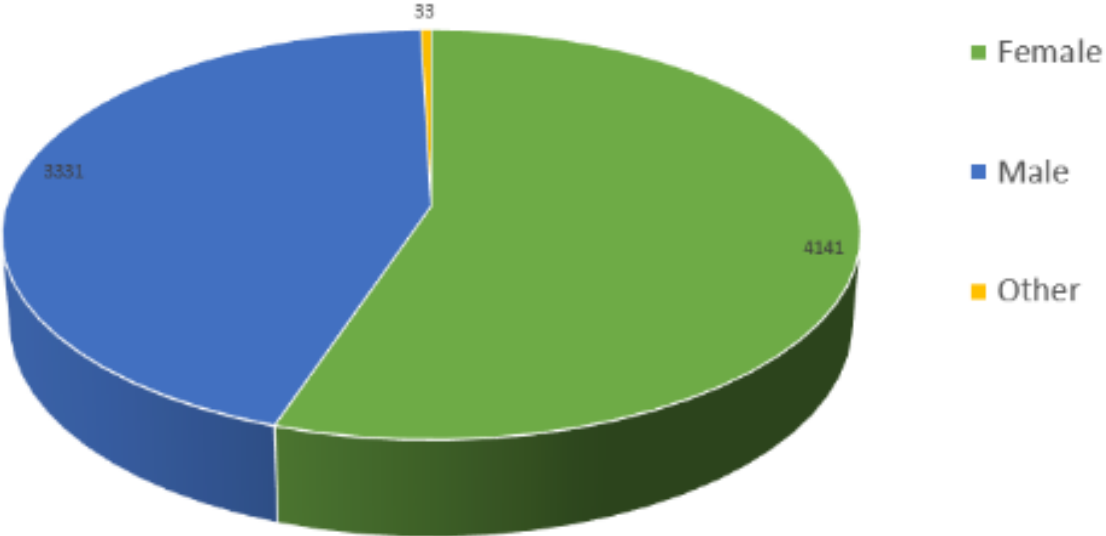


Buddhist	28
Church of Ireland	528
Hindu / Jewish / Sikh	8
Methodist	13
Muslim	15
Other Christian	266
Other Religion	63
Presbyterian Church in Ireland	389
Roman Catholic	4179

THE NUMBER OF STUDENTS DISCLOSING NONE HAS RISEN FROM 14.54% TO 17.96% AND NOT STATED FELL FROM 27.65% TO 8.9% SINCE 2020

SINCE 2020

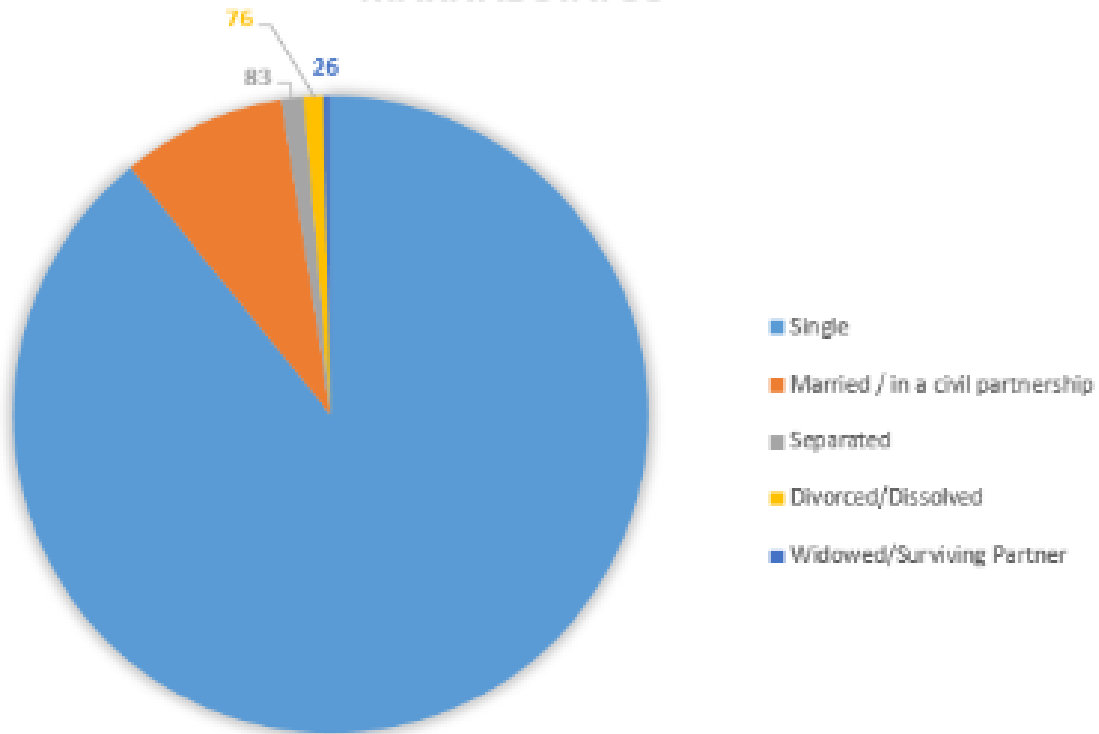
Gender



Female	4141
Male	3331
Other	33

SOME STUDENTS ARE DISLOSING THAT THEIR GENDER IS NEITHER MALE OR FEMALE

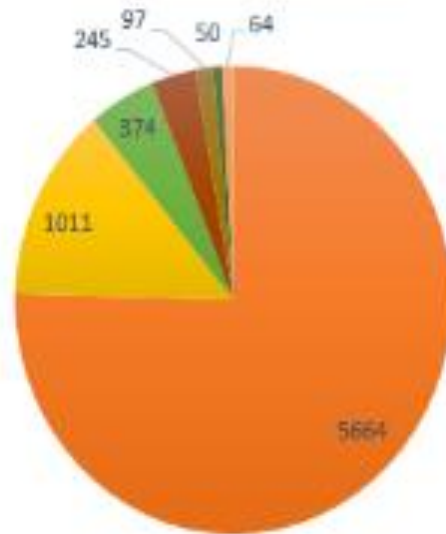
MARITAL STATUS



Single	6577
Married / in a civil partnership	616
Separated	83
Divorced/Dissolved	76
Widowed/Surviving Partner	26

*THE NUMBER OF STUDENTS
WHO ARE SINGLE ROSE
FROM 62.66% TO 87.63%
SINCE 2020*

Sexual Orientation



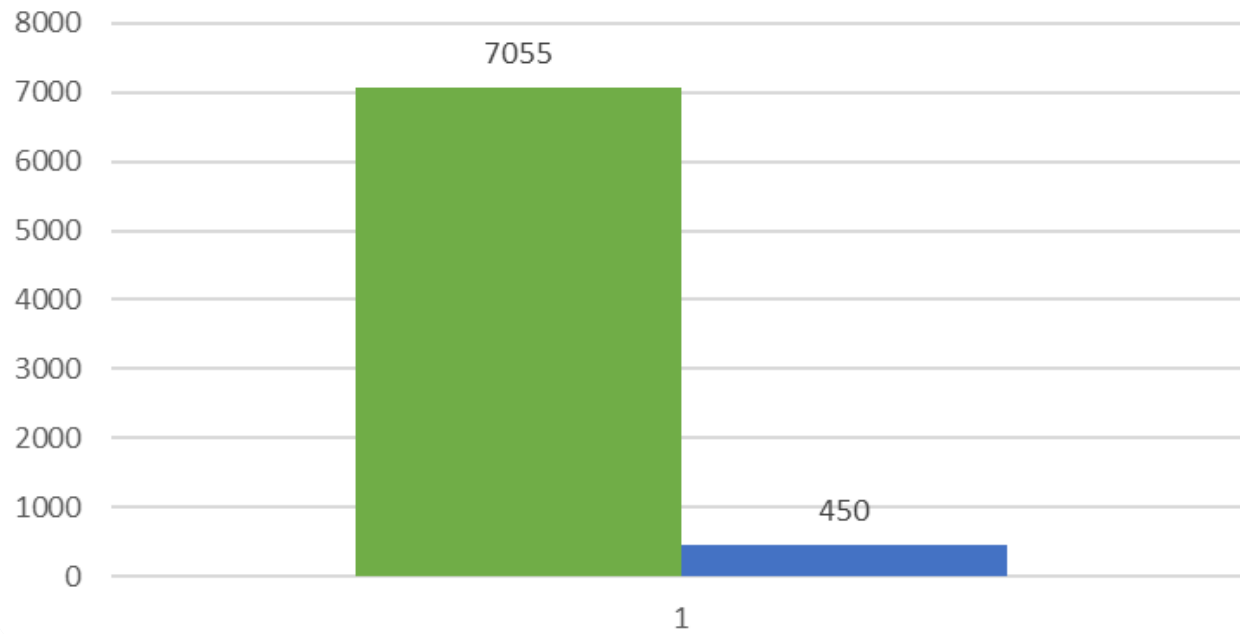
■ Heterosexual / Straight
 ■ Not Stated - MIS use only
 ■ Prefer not to say
 ■ Bisexual
 ■ Gay
 ■ Lesbian
 ■ Other

■ Heterosexual / Straight
 ■ Not Stated - MIS use only
 ■ Prefer not to say
 ■ Bisexual
 ■ Gay
 ■ Lesbian
 ■ Other

Heterosexual / Straight	5664
Prefer not to say	374
Bisexual	245
Gay	97
Lesbian	50
Other	64

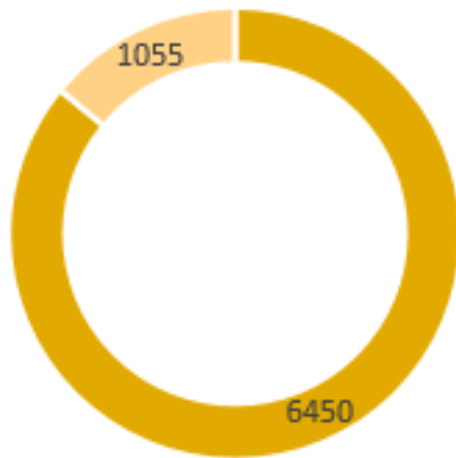
***STUDENTS WHOSE SEXUAL
ORIENTATION WAS GAY,
LESBIAN, BISEXUAL OR
OTHER ALL ROSE
COMPARED TO 2020***

Disability



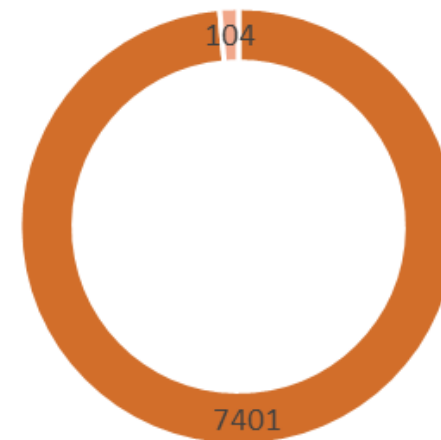
*EXTRACTING THE
DISABILITY CATEGORIES IS
A WORK IN PROGRESS DUE
TO THE METHOD OF
RECORDING THE DATA.*

Dependant Child



■ Yes ■ No

Dependant Adult

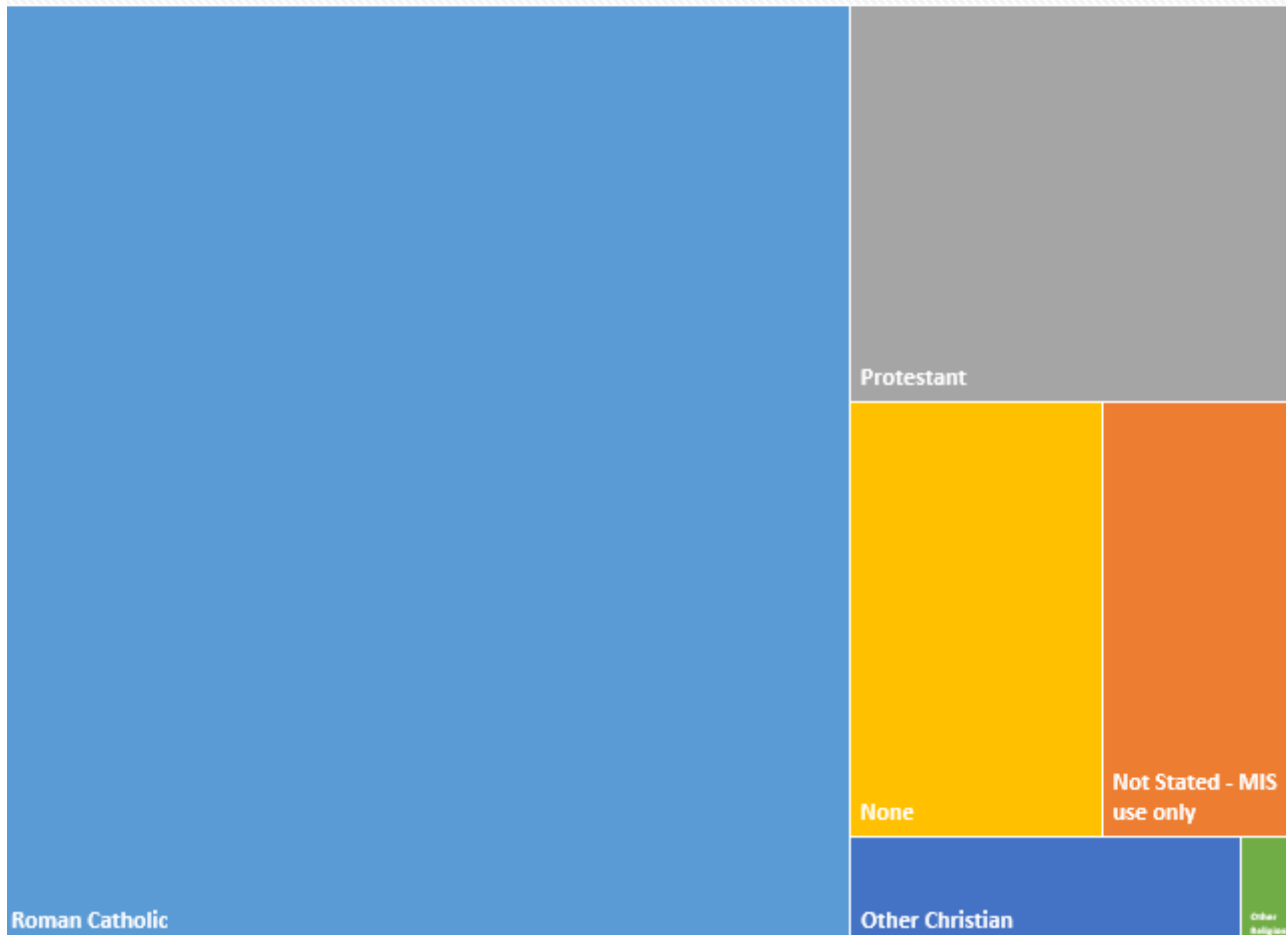


■ Yes ■ No

FIGURES FOR BOTH DEPENDANT CHILD AND ADULT HAVE INCREASED SINCE 2020

Community Background

■ Roman Catholic
 ■ Not Stated - MIS use only
 ■ Protestant
 ■ None
 ■ Other Christian
 ■ Other Religion



Roman Catholic	4909
Not Stated - MIS use only	528
Protestant	1098
None	672
Other Christian	259
Other Religion	39

THE NUMBER OF STUDENTS
 WHO HAVE INDICATED THEY
 HAVE NO COMMUNITY
 BACKGROUND HAS RISEN
 FROM 7.52% TO 8.95% SINCE
 2020

2020